

Selected, peer-reviewed, scientific references

- Bradley, J. R. TNF-mediated inflammatory disease. *J. Pathol.* 214, 149–160 (2008).
- Esposito, E. & Cuzzocrea, S. TNF-alpha as a therapeutic target in inflammatory diseases, ischemia-reperfusion injury and trauma. *Curr. Med. Chem.* 16, 3152– 3167 (2009).
- Sotiroudis, G., Melliou, E., Sotiroudis, T. G. & Chinou, I. Chemical Analysis, Antioxidant and Antimicrobial Activity of Three Greek Cucumber (cucumis Sativus) Cultivars. *J. Food Biochem.* 34, 61–78 (2010).
- Mukherjee, P. K., Maity, N., Nema, N. K. & Sarkar, B. K. Bioactive compounds from natural resources against skin aging. *Phytomedicine Int. J. Phytother. Phytopharm.* 19, 64–73 (2011).
- Anonymous. Ayurvedic Pharmacopoeia of India, The Controller of Publication. New Delhi: National Institute of Science Communication and Information Resources (NISCAIR); 2001.
- Mukherjee, P. K., Nema, N. K., Maity, N. & Sarkar, B. K. Phytochemical and therapeutic potential of cucumber. *Fitoterapia* 84, 227–236 (2013).
- R, W., L, K., F, B. & W, R. A controlled two-center study of lactate 12 percent lotion and a petrolatum-based creme in patients with xerosis. *Cutis* 37, 205–207, 209 (1986).
- Pellegrini, N. et al. Total antioxidant capacity of plant foods, beverages and oils consumed in Italy assessed by three different in vitro assays. *J. Nutr.* 133, 2812–2819 (2003).
- Nema, N. K., Maity, N., Sarkar, B. & Mukherjee, P. K. Cucumis sativus fruit-potential antioxidant, anti-hyaluronidase, and anti-elastase agent. *Arch. Dermatol. Res.* 303, 247–252 (2011).
- Akhtar, N. et al. Exploring cucumber extract for skin rejuvenation. *Afr. J. Biotechnol.* 10, 1206–1216 (2013).
- Franceschi, C. & Campisi, J. Chronic Inflammation (Inflammaging) and Its Potential Contribution to Age-Associated Diseases. *J. Gerontol. A. Biol. Sci. Med. Sci.* 69, S4–S9 (2014).
- Schletter, J., Heine, H., Ulmer, A. J. & Rietschel, E. T. Molecular mechanisms of endotoxin activity. *Arch. Microbiol.* 164, 383–389 (1995).
- Gleeson, M. et al. The anti-inflammatory effects of exercise: mechanisms and implications for the prevention and treatment of disease. *Nat. Rev. Immunol.* 11, 607–615 (2011).
- Scheller, J., Chalaris, A., Schmidt-Arras, D. & Rose-John, S. The pro- and anti- inflammatory properties of the cytokine interleukin-6. *Biochim. Biophys. Acta BBA - Mol. Cell Res.* 1813, 878–888 (2011).
- Petersen, A. M. W. & Pedersen, B. K. The role of IL-6 in mediating the anti- inflammatory effects of exercise. *J. Physiol. Pharmacol. Off. J. Pol. Physiol. Soc.* 57 Suppl 10, 43–51 (2006).
- Petersen, A. M. W. & Pedersen, B. K. The anti-inflammatory effect of exercise. *J. Appl. Physiol. Bethesda Md* 1985 98, 1154–1162 (2005).
- Horne et al., Therapeutic Applications of Iminosugars, Progress in Med. Chemistry, 50, (2011), 135
- Watson et al., Polyhydroxylated alkaloids – natural occurrence and therapeutic applications, Phytochemistry, 56, (2001), 265
- Patil et al, Effect of aqueous extract of cucumis sativus fruit, Asian Pac. J. Of Tropical Biomedicine, (2012), S962
- Qiao et al, Cucurbitacin exhibits anti-inflammatory effect, Inflamm. Res. 62, (2013), 461



Naturalear SA

Headquarters: via Nassa 46, 6900 Lugano, Switzerland

Registered office: Via Borromini 11, 6943 Vezia, Switzerland

T 0041 (0) 91 9232311 – F 0041 (0) 91 9232313 – info@naturalear.ch

www.naturalear.ch

ACTIDO

An innovative botanical extract
with proven activity



ACTIDO

Actido™ is a pure botanical extract produced from fresh cucumbers with soothing actions, based on Natexin™, the commercial designation of the mix of different active compounds obtained by Naturalea through its patented proprietary manufacturing process which includes the full control over the entire supply chain, from the cultivars to the final product.

The unique and highly efficient extraction process ensures that all different active compounds composing Natexin™ express their synergic action to the fullest potential.

Cytotoxicity, genotoxicity and acute oral toxicity of the extract have been tested according to the reference standards, showing that Actido™ is completely safe at the tested dosage.

Actido™ acts at the earliest stages of the inflammatory cascade, by suppressing the levels of TNF-α, a key regulator of the inflammatory immune response.

This activity has been documented by a full data set including in vitro and in vivo evidence.


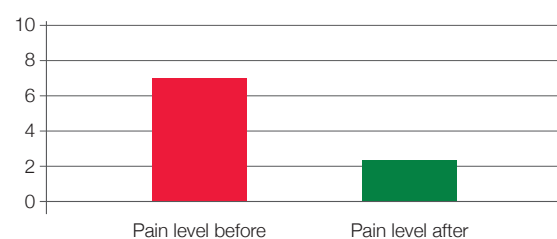
Inflammation states are common in humans, as a results of activity, age or pathologies.

A botanical extract with strong anti-inflammatory activity is a true innovation to the market, with possible applications in the prevention and in the symptomatic treatment of inflammatory states affecting different body districts, including the joints and the skeletal musculature. Actido™ is particularly indicated for athletes and sportive amateurs and also elderly people.



© PhotographyByMK/Shutterstock.com
© Sonma/Shutterstock.com

Human trials on elite athletes
Pain level due to inflammation states



Actido™ is available in ready made capsules

Latest generation patented dietary supplement, in capsule form, based on active ingredient with scientifically proven efficacy, Natexin™. Steroid free, GMO free, Gluten Free, Vegan, formulated using a patented technology and designed both for sports amateurs and professional athletes, helps in an effective local and systemic emollient and soothing action.



Actido™ ready made capsules are available in bulk or packed
Discover co-branding and co-marketing options!

Results

Cucumber is naturally rich of phytoconstituents with bioactive compounds, Actido™ soothing effect is due to the synergistic activity among several molecules. The proprietary manufacturing process provides a highly efficient extraction of these compounds, thus ensuring the maintenance of the synergism among the active ingredients. Natexin™ acts in the early stages of inflammation, by suppressing the activity of TNF-α, a key regulator of the inflammatory immune response. (Figure 1).

TNF-α, the most relevant cytokine in the human inflammatory system, is induced by the LPS treatment in this ex-vivo model. The addition of Actido™ clearly eliminates the inflammatory effect generated by LPS.

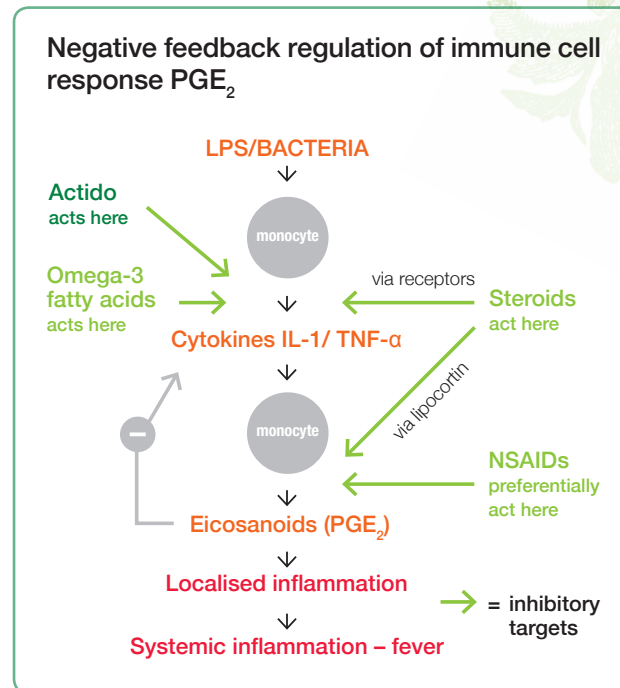


Figure 1 - The mechanism of action.
Actido™ acts in the early stages of inflammation by suppressing the activity of TNF-α.

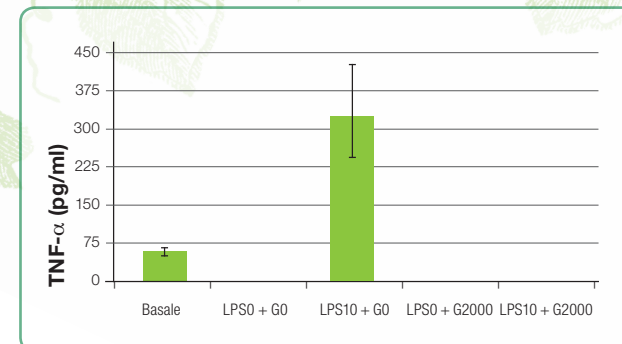


Figure 2 - Effect of Actido™ on TNF-α concentration in blood. The inflammatory response is activated using LPS, a know and most used inflammation factor. The addition of LPS cause an inflammation state, as can be seen by the increase in the amount of the con- centration of TNF-α in the blood sample.



Technical datas

Origin	<i>Cucumis sativus fructus</i>
Composition	50% cucumber extract, Cucumber extract 50%, gluten free oatmeal powder, corn starch, calcium carbonate
Appearance	Pale yellow color, fine lyophilized powder
Active Natexin™ concentration	> 700 units*
Moisture	< 8%
Odour & Taste	Characteristic
Shelf life	24 months in original closed bags
Packaging	1 kg foil sachets (vacuum packed)
Dosage	between 0,05 to 1 mg/ml. Suggested human dietary supplement dosage: 100 to 300 mg per day

* Activity is measured using a biochemical method. Human dendritic cells (moDC) are stimulated with LPS to provoke TNF-α release. A batch of Actido™ is positively release only if the level of TNF-α is reduced of at least 50%, when Actido™ is added at 1 mg/mL.